






















COMUNE DI CORCIANO
ELEZIONI POLITICHE - 2022 - SENATO
CANDIDATI COLLEGIO UNINOMINALE + LISTE COLLEGATE NEL COLLEGIO PLURINOMINALE

N° SEZ	SEZIONE	   												
		ALLEANZA VERDI E SINISTRA	IMPEGNO CIVICO LUIGI DI MAIO - CENTRO DEM.	+EUROPA	PARTITO DEMOCRATICO - ITALIA DEM. E PROGR.	NOVELLI FEDERICO	MOVIMENTO 5 STELLE	PASCULLI FEDERICO	AZIONE - ITALIA VIVA - CALENDA	PORZI DONATELLA	PARTITO COMUNISTA ITALIANO	ROMAGNO LI CARLO	ITALEXIT PER L'ITALIA	BALDINELLI ANGELO
1	CORCIANO	4,90%	0,42%	3,36%	24,93%	34,15%	11,62%	11,34%	10,50%	10,25%	0,98%	0,96%	1,54%	1,50%
2	CASTELVIETO	1,49%	0,60%	2,09%	20,60%	25,07%	11,34%	11,24%	10,15%	10,37%	1,49%	1,44%	1,19%	1,44%
3	CHIUGIANA	5,95%	0,60%	2,98%	19,79%	29,00%	12,20%	12,84%	12,35%	12,41%	1,79%	1,73%	1,49%	1,44%
4	CAPOCAVALLO	2,13%	0,18%	2,66%	19,01%	23,83%	12,97%	13,13%	6,93%	6,91%	1,07%	1,21%	1,60%	1,55%
5	TAVERNE	3,23%	0,18%	1,97%	22,22%	27,21%	11,47%	11,79%	8,60%	9,36%	1,61%	1,56%	1,43%	1,39%
6	MANTIGNANA	4,66%	0,19%	3,92%	16,23%	24,73%	10,63%	10,22%	7,84%	8,24%	0,93%	0,90%	0,93%	0,90%
7	MANTIGNANA	3,24%	0,16%	1,30%	17,83%	22,75%	11,02%	11,06%	7,13%	7,11%	2,76%	2,69%	1,62%	1,74%
8	SAN MARIANO	3,25%	0,18%	1,26%	18,23%	23,44%	15,16%	15,45%	11,19%	11,28%	1,08%	1,04%	0,72%	0,69%
9	SAN MARIANO	2,42%	0,37%	2,98%	24,95%	31,57%	14,34%	14,05%	9,87%	9,67%	0,37%	0,36%	1,30%	1,28%
10	SOLOMEO	1,23%	0,00%	2,45%	33,58%	36,47%	11,76%	12,00%	12,25%	12,47%	0,98%	0,94%	1,23%	1,18%
11	MIGIANA	2,05%	0,00%	2,87%	22,34%	27,38%	12,09%	11,90%	11,48%	12,10%	0,41%	0,60%	1,64%	1,59%
12	CHIUGIANA	3,53%	0,00%	2,35%	24,24%	30,52%	11,06%	11,16%	10,12%	9,79%	0,47%	0,46%	2,82%	2,73%
13	CHIUGIANA	4,06%	0,19%	3,29%	23,79%	31,59%	11,22%	11,40%	8,32%	8,22%	1,93%	2,06%	2,71%	2,62%
14	SAN MARIANO	3,75%	0,31%	1,88%	27,19%	32,83%	14,69%	14,59%	11,25%	11,25%	3,75%	3,65%	2,19%	2,74%
15	SAN MARIANO	3,79%	0,27%	3,25%	20,33%	27,65%	15,45%	14,99%	9,76%	11,37%	1,08%	1,03%	2,71%	2,58%
16	CHIUGIANA	3,34%	0,30%	2,13%	24,92%	30,66%	18,54%	18,05%	7,60%	7,16%	1,52%	2,29%	2,13%	2,01%
17	SAN MARIANO	3,03%	1,01%	2,83%	23,84%	30,66%	6,67%	6,64%	9,90%	9,96%	0,61%	0,59%	1,21%	1,17%
18	SAN MARIANO	5,99%	0,00%	1,12%	22,10%	28,52%	10,49%	10,47%	9,74%	10,11%	1,12%	1,44%	0,75%	1,08%
19	SAN MARIANO	4,59%	0,82%	4,26%	19,02%	28,73%	11,64%	11,96%	8,52%	9,16%	0,16%	0,16%	1,80%	1,71%
20	SAN MARIANO	5,15%	0,21%	2,27%	27,84%	34,97%	12,16%	12,77%	10,93%	11,00%	0,62%	0,59%	2,06%	1,96%
21	SAN MARIANO	3,60%	0,24%	3,12%	21,82%	28,88%	13,91%	13,84%	8,87%	8,83%	0,72%	0,72%	2,16%	2,15%
22	CHIUGIANA	4,67%	0,00%	1,67%	19,67%	26,62%	14,33%	13,96%	7,67%	7,47%	1,67%	1,62%	2,67%	2,60%
	TOTALE	3,68%	0,30%	2,63%	22,22%	28,89%	12,31%	12,35%	9,59%	9,75%	1,20%	1,22%	1,68%	1,67%



COMUNE DI CORCIANO
ELEZIONI POLITICHE - 2022 - SENATO
CANDIDATI COLLEGIO UNINOMINALE + LISTE COLLEGATE NEL COLLEGIO PLURINOMINALE

N° SEZ	SEZIONE											
		ITALIA SOVRANA E POPOLARE	SCIAMANNI FEDERICO	NOI MODERATI/ UPI - TOTI - BRUGNARO - UDC	FRATELLI D'ITALIA CON GIORGIA MELONI	FORZA ITALIA	LEGA PER SALVINI PREMIER	ZAFFINI FRANCESCO	UNIONE POPOLARE CON DE MAGISTRIS	MANGONI AUGUSTO	VITA	GIULIETTI MARINELLA
1	CORCIANO	0,70%	0,68%	0,56%	28,15%	4,62%	5,74%	39,21%	1,82%	1,78%	0,14%	0,14%
2	CASTELVIETO	0,90%	1,15%	0,60%	29,85%	10,45%	6,87%	46,97%	1,19%	1,15%	1,19%	1,15%
3	CHIUGIANA	1,64%	1,73%	0,15%	27,98%	6,55%	5,51%	39,83%	0,60%	0,58%	0,45%	0,43%
4	CAPOCAVALLO	0,71%	0,69%	0,36%	32,86%	7,64%	11,01%	51,64%	0,71%	0,69%	0,18%	0,35%
5	TAVERNE	1,61%	1,56%	0,54%	31,90%	6,63%	6,45%	44,89%	1,08%	1,21%	1,08%	1,04%
6	MANTIGNANA	0,37%	0,36%	0,75%	40,67%	6,53%	5,60%	52,69%	0,00%	1,25%	0,75%	0,72%
7	MANTIGNANA	0,65%	0,63%	0,00%	36,47%	6,65%	9,56%	52,45%	1,13%	1,11%	0,49%	0,47%
8	SAN MARIANO	2,53%	2,43%	0,18%	35,56%	5,42%	3,79%	44,27%	0,36%	0,35%	1,08%	1,04%
9	SAN MARIANO	2,61%	2,55%	0,19%	29,42%	5,03%	4,84%	39,23%	0,93%	0,91%	0,37%	0,36%
10	SOLOMEO	0,74%	0,71%	0,49%	23,28%	4,17%	4,90%	32,47%	2,70%	3,06%	0,25%	0,71%
11	MIGIANA	1,43%	1,39%	0,41%	32,38%	7,79%	4,71%	44,64%	0,41%	0,40%	0,00%	0,00%
12	CHIUGIANA	2,82%	2,73%	0,71%	31,29%	4,71%	4,24%	40,77%	1,41%	1,59%	0,24%	0,23%
13	CHIUGIANA	1,16%	1,12%	0,19%	27,27%	7,54%	7,16%	41,87%	0,58%	0,56%	0,58%	0,56%
14	SAN MARIANO	1,56%	1,52%	0,00%	23,13%	3,75%	5,00%	31,91%	1,25%	1,22%	0,31%	0,30%
15	SAN MARIANO	1,36%	1,29%	0,27%	29,27%	4,34%	6,50%	39,53%	1,63%	1,55%	0,00%	0,00%
16	CHIUGIANA	3,04%	2,87%	0,00%	23,10%	4,26%	7,60%	35,24%	1,52%	1,72%	0,00%	0,00%
17	SAN MARIANO	1,21%	1,17%	0,61%	32,32%	8,08%	5,86%	47,07%	1,21%	1,17%	1,62%	1,56%
18	SAN MARIANO	0,00%	0,00%	1,12%	31,84%	6,37%	8,99%	48,01%	0,37%	0,36%	0,00%	0,00%
19	SAN MARIANO	1,15%	1,24%	0,66%	32,46%	7,87%	5,25%	44,88%	1,64%	1,86%	0,16%	0,31%
20	SAN MARIANO	0,82%	0,79%	0,41%	28,25%	5,15%	3,51%	37,33%	0,41%	0,39%	0,21%	0,20%
21	SAN MARIANO	2,16%	2,15%	0,72%	27,10%	8,39%	5,28%	41,53%	0,72%	0,72%	1,20%	1,19%
22	CHIUGIANA	0,67%	0,65%	0,33%	29,33%	7,67%	8,00%	45,45%	0,00%	0,00%	1,67%	1,62%
	TOTALE	1,35%	0,82%	0,41%	30,58%	6,36%	6,14%	43,14%	0,99%	1,08%	0,53%	0,55%